



# 2021 Drinking Water Report

Indianapolis, Morgan Co., Westfield & South Madison





## What is a drinking water report?

As a regional water supplier serving about 800,000 consumers in multiple counties in Central Indiana, Citizens Energy Group prides itself on providing safe, reliable, and high-quality water. As required by the U.S. Environmental Protection Agency (EPA), this annual drinking water report provides information on where water comes from and how it compares to current public water supply standards. This report contains a summary of water quality data collected over the past calendar year. If after reading this report you have any questions or concerns, please contact us at 317-924-3311.



## Where does my water come from?

Citizens Energy Group obtains water for its customers from several sources:

### Indianapolis & Morgan County

- White River supplies two of the four surface water treatment plants, White River and White River North. Morse Reservoir, near Noblesville, stores water to ensure a dependable supply in the White River to these plants.
- Fall Creek is another surface water supply. Geist Reservoir stores water to ensure an adequate supply in Fall Creek for the Fall Creek and White River treatment plants.
- A number of wells are used intermittently to supplement the supplies to the White River, White River North, and Fall Creek plants.
- Citizens also receives some surface water from Eagle Creek Reservoir, which supplies water to the T.W. Moses treatment plant.
- Citizens presently operates six groundwater stations that serve smaller portions of its service territory: White River North, Geist Station, Harding Station, South Well Field, Harbour, and Ford Road. These groundwater stations treat water pumped from underground water sources called aquifers.

### Citizens Westfield

Citizens Westfield's drinking water source is groundwater. Citizens Westfield operates three groundwater stations that serve small portions of the service territory: River Road, Cherry Tree, and Greyhound Pass. These groundwater stations treat water pumped from underground water sources called aquifers.

### Citizens South Madison

Citizens South Madison's drinking water source is groundwater. Citizens operates the South Madison groundwater treatment plant near Lapel. Three onsite groundwater wells supply groundwater to this treatment plant.

## What's in my drinking water before it's treated?

Sources of drinking water (both tap water and bottled water) include rivers, lakes, streams, reservoirs and groundwater wells. As water travels over the surface of the land or through the ground, it dissolves naturally occurring minerals and can pick up substances resulting from the presence of animals or human activity.

Contaminants that may be present in source water include the following:


- Microbial contaminants such as viruses, bacteria and protozoa, which may come from wastewater treatment plants, septic systems, agricultural livestock operations, and wildlife.
- Inorganic contaminants such as salts and metals, which can be naturally occurring or result from urban stormwater runoff, industrial or domestic wastewater discharges, oil and gas production, mining, or farming.
- Pesticides and herbicides, which may come from a variety of sources such as agriculture, urban stormwater runoff, and residential uses.
- Organic chemical contaminants, which are byproducts of industrial processes and petroleum production, and can also come from gas stations, urban stormwater runoff, and septic systems.
- Radioactive contaminants, which are naturally occurring and can be the result of oil and gas production and mining activities.

In order to ensure that tap water is safe to drink, EPA prescribes regulations that limit the amount of certain contaminants in water provided by public water systems. Food and Drug Administration (FDA) regulations establish limits for contaminants in bottled water that must provide the same protection for public health.

Drinking water, including bottled water, may reasonably be expected to contain at least small amounts of some contaminants. The presence of contaminants does not necessarily pose a health risk.

## What's the difference between surface water and ground water?

Surface water comes from rivers, creeks, streams and reservoirs and may have more pollutants and contaminants than groundwater. Groundwater comes from wells drilled deep into the ground. Groundwater usually has higher mineral content than surface water.





## How is the water treated?

Groundwater treatment plants aerate and filter water to remove dissolved iron and manganese. Surface water treatment plants physically remove solids or other contaminants through coagulation, flocculation, sedimentation and filtration. Chlorine is added to kill any bacteria present and to maintain a level of disinfectant as the water travels through the distribution system. Fluoride is added to help strengthen resistance to cavities in teeth. A small amount of ammonia is used to minimize byproducts of the disinfection process and to allow chlorine to persist longer in the distribution system.

## What’s being done to improve water quality?

One of the easiest ways you can protect water quality is to limit the use of lawn fertilizers. When you do use fertilizer, make sure it’s phosphorus-free. Excess phosphorus provides nutrients to algae that can harm water quality.

### Wellhead Protection

In order to minimize the risk of groundwater contamination, Citizens has implemented a Wellhead Protection Program in accordance with the State Wellhead Protection Rule and local ordinances. The program works with local planning teams and regulators, maps wellhead protection areas, identifies potential sources of groundwater contamination, works with businesses to prevent spills and releases of chemicals, and prepares a contingency plan in case of contamination. For more information on wellhead protection, visit [CitizensEnergyGroup.com](http://CitizensEnergyGroup.com).

### Source Water Assessments

An inventory of identified potential sources of contamination upstream of each surface water treatment facility has been conducted by the United States Geological Survey for the Indiana Department of Environmental Management (IDEM). These assessments are a helpful component in Citizens’ overall source water protection strategy.



Citizens Energy Group  
Wellhead Protection Areas

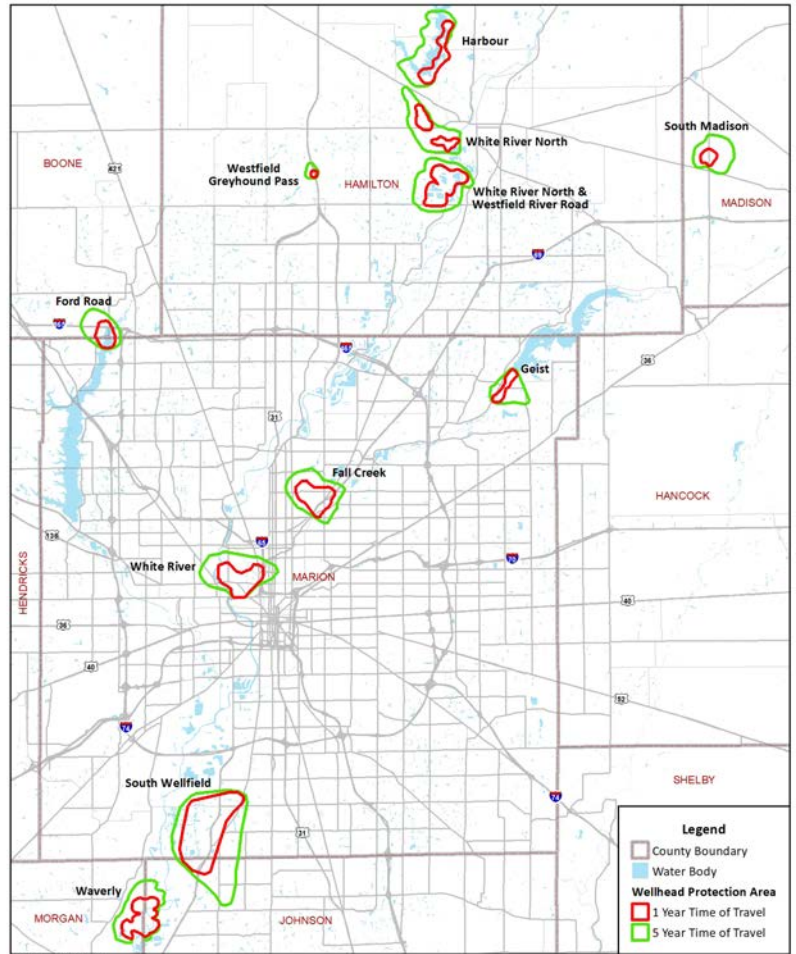


Exhibit Date: 4/10/22

## What if I have special health considerations?

Raw water may contain cryptosporidium and other microbial contaminants, which water treatment technologies effectively inactivate. However, some people may be more vulnerable to contaminants in drinking water than the general population. Immunocompromised individuals, such as people with cancer undergoing chemotherapy, people who have undergone organ transplants, people with HIV/AIDS or other immune system disorders, some elderly individuals and infants, can be particularly at risk for infections. These people should seek advice about drinking water from their health care providers. U.S. EPA and Centers for Disease Control guidelines on appropriate means to lessen the risk of infection by cryptosporidium and other microbial contaminants are available from the U.S. EPA Safe Drinking Water Hotline at (800) 426-4791 or [EPA.gov](http://EPA.gov).



## How does Citizens minimize lead in drinking water and how can I avoid it?

Citizens regularly tests drinking water from customer taps for lead and copper and takes steps in its treatment process to ensure corrosive conditions are not created in the distribution system that would contribute to elevated levels of lead and copper. While rare, elevated lead levels are sometimes found in isolated samples of tap water taken from customer homes that have lead service lines or plumbing. Since each home has different plumbing pipes and materials, test results may differ for each home, but it is important to note that most homes with lead service lines or plumbing do not have elevated levels of lead in the tap water.

Once every three years, drinking water regulations require Citizens to sample tap water from 50 homes in the Indianapolis system and 30 homes in the Westfield system. These samples are taken from homes whose age indicate that they either have lead service lines or have copper pipes with lead solder. To be proactive, Citizens conducts this sampling on an annual basis. Results from these sampling events continue to be below the EPA's action level for lead and copper."



You cannot see, taste or smell lead in drinking water, and boiling water will not remove lead. Although the water quality provided by Citizens' minimizes the risk of lead, you can reduce your household's exposure to lead from service lines in drinking water by following these recommendations:

1. Flush your tap before drinking or cooking with the water if the water in the faucet has gone unused for more than six hours. The longer the water lies dormant in your home's plumbing, the more lead it might contain. Flush your tap with cold water for 30 seconds to two minutes before using. To conserve water, catch the running water and use it to water your plants.
2. Try not to cook with or drink water from the hot water faucet. Hot water has the potential to contain more lead than cold water. When you need hot water, heat cold water on the stove or in the microwave.
3. Remove loose lead solder and debris from plumbing. In homes in which the plumbing was recently replaced, remove the strainers from each faucet and run the water for three to five minutes. When replacing or working on pipes, be sure to use materials that are lead-free. Use of lead-based solders has been illegal since 1986.
4. Check water softener systems. Certain home treatment devices such as water softeners might increase lead levels in your water. Always consult the device manufacturer for information on potential impacts to your drinking water or household plumbing.
5. Homeowners with lead plumbing fixtures should consider using a certified lead filter on faucets used for drinking and cooking.
6. Have an electrician check your wiring. If grounding wires from the electrical system in your home are connected to your plumbing, it can accelerate corrosion. A licensed electrician can determine whether your system is grounded properly. Do not attempt to change the wiring yourself, as improper grounding can cause electrical shock and fire hazards.

Additional information is available at: [www.CitizensEnergyGroup.com/lead](http://www.CitizensEnergyGroup.com/lead) and from the U.S. EPA Safe Drinking Water Hotline at 800-426-4791 or EPA.gov

## What is Cryptosporidium?

Cryptosporidium is a microbial contaminant that lives in the intestines of animals and people. When ingested, this microbial contaminant may cause a disease called cryptosporidiosis, which causes flu-like symptoms. Although there has been no cryptosporidium found in treated finished drinking water, cryptosporidium is found in source water such as the White River, Fall Creek and Eagle Creek Reservoir.

Citizens utilizes a stringent monitoring program, testing source water and finished drinking water, as well as using online monitors that measure the clarity of the water, which helps determine the likeliness of the microbe's presence in the drinking water. In addition, Citizens' surface water treatment process uses ultraviolet disinfection to further improve water quality protection.

## 2021 Treated Drinking Water Data: Indianapolis, Morgan County

The chart below gives you a quick look at some of the substances the EPA requires Citizens to test for. The contaminant is listed to the left, followed by the maximum amount allowed by regulations, then the amount we found in our water. The tests are done on treated or "finished" water (excluding those listed under "Untreated Source Water"). See page 12 for definitions of terms used in this chart.

REGULATED CONTAMINANTS (Sampled at Treatment Plants)							
Contaminant	MCLG (Goal)	MCL (Limit)	Average of All Samples	Maximum of All Samples	2021 System Wide Range	Compliance Achieved	Possible Source
Arsenic (ppb)	0 ppb	10 ppb	BDL	1.6 ppb	BDL - 1.6 ppb	YES	Erosion of natural deposits
Barium (ppm)	2 ppm	2 ppm	0.13 ppm	0.28 ppm	0.042 - 0.28 ppm	YES	Erosion of natural deposits
Fluoride (ppm)	4 ppm	4 ppm	0.73 ppm	0.97 ppm	0.26 - 0.97 ppm	YES	Natural deposits & treatment additive
Nitrate (ppm)	10 ppm	10 ppm	0.91 ppm	3.6 ppm	ND - 3.6 ppm	YES	Fertilizer, septic tank leachate
Selenium (ppb)	50 ppb	50 ppb	ND	ND	ND	YES	Discharge from petroleum refineries; erosion of natural deposits; discharge from mines
2,4-D (ppb)	70 ppb	70 ppb	ND	ND	ND	YES	Herbicide runoff
Atrazine (ppb)	3 ppb	3 ppb (RAA)	0.24 ppb	0.46 ppb (RAA)	ND - 3.4 ppb	YES	Herbicide runoff
Simazine (ppb)	4 ppb	4 ppb	0.013 ppb	0.56 ppb	ND - 0.56 ppb	YES	Herbicide runoff
Xylenes, Total (ppb)	10,000 ppb	10,000 ppb	ND	ND	ND	YES	Discharge from petroleum factories; discharge from chemical factories
Cryptosporidium (org/10L)	N/A	N/A	8.4	156	ND - 156 oocysts / 10 L	N/A	
Giardia (org/10L)	N/A	N/A	11	282	ND - 282 cysts / 10 L	N/A	
TOC (Untreated Water, ppm)	N/A	N/A	4.0 ppm	7.9 ppm	2.2 - 7.9 ppm	N/A	Naturally present in the environment
Contaminant	TT		Average of All Samples	Maximum of All Samples	2021 System Wide Range	Compliance Achieved	Possible Source
Turbidity (NTU)	100% <1 NTU 95% <0.3 NTU		0.044 NTU	0.11 NTU	0.010 - 0.11 NTU	YES	Soil runoff

## SECONDARY DRINKING WATER STANDARDS & UNREGULATED CONTAMINANTS (Sampled at Treatment Plant)

\*Secondary standards are non-mandatory guidelines established by the EPA to assist utilities in managing drinking water for aesthetic considerations, such as taste, odor, and color. These contaminants are not considered to present a risk to human health at the SMCL.

Contaminant	SMCL	Average of All Samples	Maximum of All Samples	2021 System Wide Range	Possible Source
Aluminum (ppb)	200 ppb	29 ppb	144 ppb	ND - 144 ppb	Natural deposits; water treatment additive
Chloride (ppm)	250 ppm	70 ppm	170 ppm	17 - 170 ppm	Natural deposits; water treatment additive
Hardness (ppm)	N/A	296 ppm	426 ppm	152 - 426 ppm	Erosion of natural deposits; leaching
Iron (ppm)	0.3 ppm	0.0047 ppm	0.063 ppm	ND - 0.063 ppm	Erosion of natural deposits; leaching
Manganese (ppm)	0.05 ppm	ND	ND	ND	Erosion of natural deposits; leaching
Metolachlor (ppb)	N/A	ND	ND	ND	Herbicide runoff
Nickel (ppb)	N/A	BDL	3.3 ppb	ND - 3.3 ppb	Erosion of natural deposits; leaching
pH (Standard Units)	6.5 - 8.5	7.8	8.5	7.0 - 8.5	

Contaminant	SMCL	Average of All Samples	Maximum of All Samples	2021 System Wide Range	Possible Source		
Sodium (ppm)	N/A	41 ppm	120 ppm	12 - 120 ppm	Erosion of natural deposits; leaching		
Sulfate (ppm)	250 ppm	42 ppm	148 ppm	6.1 - 148 ppm	Erosion of natural deposits; leaching		
Zinc (ppb)	5000 ppb	ND	ND	ND	Natural deposits		
Indianapolis							
REGULATED CONTAMINANTS (Sampled in Distribution System)							
Contaminant	MRDLG	MRDL	Average of All Samples	Maximum of All Samples	2021 System Wide Range	Compliance Achieved	Possible Source
Chloramines (measured as Total Chlorine)	4 ppm	4 ppm	1.9 ppm	2.8 ppm	0 - 2.8 ppm	YES	Water additive used to control microbes.
Contaminant	MCLG (Goal)	MCL (Limit)	Average of All Samples	Maximum of All Samples	2021 System Wide Range	Compliance Achieved	Possible Source
Total Trihalomethanes (TTHMs)	N/A	80 ppb (LRAA)	50 ppb	58 ppb (LRAA)	18 - 71 ppb	YES	By-product of chlorination treatment
Haloacetic acids (HAA5)	N/A	60 ppb (LRAA)	39 ppb	44 ppb (LRAA)	15 - 56 ppb	YES	By-product of chlorination treatment
E coli	0	1	ND	ND	ND	YES	Human and animal fecal waste
Total Coliforms	N/A	5.0%	0.40%	1.9%	0 - 1.9%	YES	Naturally present in the environment
Cryptosporidium (org/10L)	0 org/10L	TT	N/A	N/A	No Organisms Found	YES	Removed during treatment
Giardia (org/10L)	0 org/10L	TT	N/A	N/A	No Organisms Found	YES	Removed during treatment
Combined Radium (-226 & -228) [2019 data]	0	5 pCi/L	N/A	1.73 pCi/L	0.5 - 1.73 pCi/L	YES	Erosion of natural deposits
Combined Uranium [2016 data]	0	30 ppb	N/A	0.93 ppb	0.13 - 0.93 ppb	YES	Erosion of natural deposits
Gross Alpha, Excl. Radon & Uranium [2019 data]	0	15 pCi/L	N/A	6.7 pCi/L	0.28 - 6.7 pCi/L	YES	Erosion of natural deposits
REGULATED CONTAMINANTS (Sampled at Customer Tap)							
Contaminant	MCLG	AL	Average of All Samples	Maximum of All Samples	2021 System Wide Range	Compliance Achieved	Possible Source
Copper (ppm) [2021 Data]	1.3 ppm	1.3 ppm (90th percentile)	0.10 ppm	0.55 ppm	0.25 ppm is the 90th Percentile (0 of 73 > AL)	YES	Corrosion of customer plumbing
Lead (ppb) [2021 Data]	0 ppb	15 ppb (90th percentile)	4.5 ppb	32 ppb	7.7 ppb is the 90th Percentile (2 of 73 > AL)	YES	Corrosion of customer plumbing
Morgan County							
REGULATED CONTAMINANTS (Sampled in Distribution System)							
Contaminant	MRDLG	MRDL	Average of All Samples	Maximum of All Samples	2021 System Wide Range	Compliance Achieved	Possible Source
Chloramines (measured as Total Chlorine)	4 ppm	4 ppm	1.5 ppm	1.8 ppm	0.74 - 1.8 ppm	YES	Water additive used to control microbes.
Contaminant	MCLG (Goal)	MCL (Limit)	Average of All Samples	Maximum of All Samples	2021 System Wide Range	Compliance Achieved	Possible Source
Total Trihalomethanes (TTHMs)	N/A	80 ppb	N/A	10.6 ppb	10.1 - 10.6 ppb	YES	By-product of chlorination treatment

## Morgan County (continued)

### REGULATED CONTAMINANTS (Sampled in Distribution System)

Contaminant	MCLG (Goal)	MCL (Limit)	Average of All Samples	Maximum of All Samples	2021 System Wide Range	Compliance Achieved	Possible Source
Haloacetic acids (HAA5)	N/A	60 ppb	N/A	4.1 ppb	3.0 - 4.1 ppb	YES	By-product of chlorination treatment
E coli	0	1	ND	ND	ND	YES	Human and animal fecal waste
Total Coliforms	N/A	5.0%	1	1	1	YES	Naturally present in the environment

### REGULATED CONTAMINANTS (Sampled at Customer Tap)

Contaminant	MCLG	AL	Average of All Samples	Maximum of All Samples	2021 System Wide Range	Compliance Achieved	Possible Source
Copper (ppm) [2021 Data]	1.3 ppm	1.3 ppm (90th percentile)	0.088 ppm	0.31 ppm	0.14 ppm is the 90th Percentile (0 of 21 > AL)	YES	Corrosion of customer plumbing
Lead (ppb) [2021 Data]	0 ppb	15 ppb (90th percentile)	1.1 ppb	3.7 ppb	3.5 ppb is the 90th Percentile (0 of 21 > AL)	YES	Corrosion of customer plumbing

Note: \*\*The state requires us to monitor for certain contaminants less than once per year because the concentrations of these contaminants do not change frequently. Some of our data, though accurate, is more than one year old. Some contaminants are sampled less frequently than once a year; as a result, not all contaminants were sampled for during the CCR calendar year. If any of these contaminants were detected the last time they were sampled for, they are included in the table along with the date that the detection occurred. Compliance monitoring for lead and copper is required no less frequently than every three years. To be proactive, Citizens conducts lead and copper sampling more frequently than required by rule. Radiochemical contaminant monitoring is conducted every nine years.

Note about Lead in Tap Water: Infants and young children are typically more vulnerable to lead in drinking water than the general population. It is possible that the lead levels in your home may be higher than other homes in your community as a result of materials used in your home's plumbing. If you are concerned about elevated lead levels in your home's water, you may wish to have your water tested. Also, flush your tap water for 30 seconds to two minutes before using tap water. Additional information is available from the U.S. EPA Safe Drinking Water Hotline at 800-426-4791 or [www.EPA.gov](http://www.EPA.gov).

## 2021 Treated Drinking Water Data - Westfield

The chart below gives you a quick look at some of the substances the EPA requires Citizens to test for. The contaminant is listed to the left, followed by the maximum amount allowed by regulations, then the amount that we found in our water. The tests are done on treated or "finished" water. See page 12 for definitions of terms used in this chart.

### REGULATED CONTAMINANTS

Contaminant	MCLG	MCL	Average of All Samples	Maximum of All Samples	System Wide Range	Compliance Achieved	Possible Source
Barium (ppm)	2 ppm	2 ppm	0.20 ppm	0.32 ppm	0.066 - 0.32 ppm	YES	Erosion of natural deposits
Fluoride (ppm)	4 ppm	4 ppm	0.63 ppm	0.80 ppm	0.48 - 0.80 ppm	YES	Natural deposits & treatment additive
Nitrate (ppm)	10 ppm	10 ppm	ND	ND	ND	YES	Fertilizer, septic tank leachate
Xylenes, Total (ppb)	10,000 ppb	10,000 ppb	0.80 ppb	0.997 ppb	ND - 0.997 ppb	YES	Discharge from petroleum factories; discharge from chemical factories
E coli	0	1	ND	ND	ND	YES	Human and animal fecal waste
Total Coliforms	N/A	5.0%	0.17%	2.1%	0 - 2.1%	YES	Naturally present in the environment
Combined Radium (-226 & -228) [2020 data]	0	5 pCi/L	N/A	1.2 pCi/L	ND - 1.2 pCi/L	YES	Erosion of natural deposits

## 2021 Treated Drinking Water Data - Westfield (continued)

REGULATED CONTAMINANTS							
Contaminant	MCLG	MCL	Average of All Samples	Maximum of All Samples	System Wide Range	Compliance Achieved	Possible Source
Combined Uranium [2016 data]	0	30 ppb	N/A	1.1 ppb	0.54 - 1.1 ppb	YES	Erosion of natural deposits
Gross Alpha, Excl. Radon & Uranium [2020 data]	0	15 pCi/L	N/A	3.2 pCi/L	ND - 3.2 pCi/L	YES	Erosion of natural deposits
Contaminant	MRDLG	MRDL	Average of All Samples	Maximum of All Samples	System Wide Range	Compliance Achieved	Possible Source
Chloramines (measured as Total Chlorine)	4 ppm	4 ppm	2.0 ppm	3.4 ppm	0.14 - 3.4 ppm	YES	Water additive used to control microbes.
Contaminant	MCLG	AL	Average of All Samples	Maximum of All Samples	System Wide Range	Compliance Achieved	Possible Source
Copper (ppm) [2021 Data]	1.3 ppm	1.3 ppm (90th percentile)	0.19 ppm	0.51 ppm	0.36 ppm is the 90th Percentile (0 of 37 > AL)	YES	Corrosion of customer plumbing
Lead (ppb) [2021 Data]	0 ppb	15 ppb (90th percentile)	0.95 ppb	7.6 ppb	3.4 ppb is the 90th Percentile (0 of 37 > AL)	YES	Corrosion of customer plumbing
Contaminant	MCL		Average of All Samples	Maximum of All Samples	System Wide Range	Compliance Achieved	Possible Source
Total Trihalomethanes (TTHMs)	80 ppb (LRAA)		11 ppb	12 ppb (LRAA)	3.2 - 26 ppb	YES	By-product of chlorination treatment
Haloacetic acids (HAA5)	60 ppb (LRAA)		6.3 ppb	7.4 ppb (LRAA)	2.7 - 16 ppb	YES	By-product of chlorination treatment
SECONDARY DRINKING WATER STANDARDS & UNREGULATED CONTAMINANTS:							
*Secondary standards are non-mandatory guidelines established by the EPA to assist utilities in managing drinking water for aesthetic considerations, such as taste, odor, and color. These contaminants are not considered to present a risk to human health at the SMCL.							
Contaminant	SMCL		Average of All Samples	Maximum of All Samples	System Wide Range	Possible Source	
Chloride (ppm)	250 ppm		44 ppm	79 ppm	16 - 79 ppm	Natural deposits; water treatment additive	
Hardness (ppm)	N/A		360 ppm	430 ppm	280 - 430 ppm	Erosion of natural deposits; leaching	
Iron (ppm)	0.3 ppm		0.078 ppm	0.54 ppm	ND - 0.54 ppm	Erosion of natural deposits; leaching	
pH (Standard Units)	6.5 - 8.5		7.7	7.9	7.3 - 7.9		
Manganese (ppm)	0.05 ppm		0.015 ppm	0.085 ppm	ND - 0.085 ppm	Erosion of natural deposits; leaching	
Nickel (ppb)	N/A		ND	ND	ND	Erosion of natural deposits; leaching	
Silver (ppb)	100 ppb		3.1 ppb	9.2 ppb	ND - 9.2 ppb	Naturally present in the environment	
Sodium (ppm)	N/A		28 ppm	37 ppm	21 - 37 ppm	Erosion of natural deposits; leaching	
Sulfate (ppm)	250 ppm		88 ppm	180 ppm	2.4 - 180 ppm	Erosion of natural deposits; leaching	
Zinc (ppb)	5000 ppb		12 ppb	35 ppb	ND - 35 ppb	Natural deposits	

Note: \*\*The state requires us to monitor for certain contaminants less than once per year because the concentrations of these contaminants do not change frequently. Some of our data, though accurate, is more than one year old. Some contaminants are sampled less frequently than once a year; as a result, not all contaminants were sampled for during the CCR calendar year. If any of these contaminants were detected the last time they were sampled for, they are included in the table along with the date that the detection occurred. Compliance monitoring for lead and copper is required no less frequently than every three years. Radiochemical contaminant monitoring is conducted every nine years.

Note about Lead in Tap Water: Infants and young children are typically more vulnerable to lead in drinking water than the general population. It is possible that the lead levels in your home may be higher than other homes in your community as a result of materials used in your home's plumbing. If you are concerned about elevated lead levels in your home's water, you may wish to have your water tested. Also, flush your tap water for 30 seconds to two minutes before using tap water. Additional information is available from the U.S. EPA Safe Drinking Water Hotline at 800-426-4791 or [www.EPA.gov](http://www.EPA.gov).



## 2021 Treated Drinking Water Data: South Madison

The chart below gives you a quick look at some of the substances the EPA requires Citizens to test for. The contaminant is listed to the left, followed by the maximum amount allowed by regulations, then the amount we found in our water. The tests are done on treated or "finished" water (excluding those listed under "Untreated Source Water"). See page 12 for definitions of terms used in this chart.

REGULATED CONTAMINANTS							
Contaminant	MCLG (Goal)	MCL (Limit)	Average of All Samples	Maximum of All Samples	2021 System Wide Range	Compliance Achieved	Possible Source
Barium (ppm)	2 ppm	2 ppm	0.33 ppm	0.33 ppm	0.33 ppm (1 Sample)	YES	Erosion of natural deposits
Fluoride (ppm)	4 ppm	4 ppm	0.65 ppm	0.75 ppm	0.50 - 0.75 ppm	YES	Natural deposits & treatment additive
Nitrate (ppm)	10 ppm	10 ppm	0.48 ppm	0.49 ppm	0.47 - 0.49 ppm	YES	Fertilizer, septic tank leachate
Total Trihalomethanes (TTHMs)	N/A	80 ppb	N/A	9.1 ppb	7.6 - 9.1 ppb	YES	By-product of chlorination treatment
Haloacetic acids (HAA5)	N/A	60 ppb	N/A	5.8 ppb	4.8 - 5.8 ppb	YES	By-product of chlorination treatment
E coli	0	1	1	1	1	YES	Human and animal fecal waste
Total Coliforms	N/A	5.0%	0.30%	3.6%	0 - 3.6%	YES	Naturally present in the environment
Combined Radium (-226 & -228) [2019 data]	0	5 pCi/L	N/A	1.3 pCi/L	1 Sample	YES	Erosion of natural deposits
Combined Uranium [2016 data]	0	30 ppb	N/A	0.05 ppb	1 Sample	YES	Erosion of natural deposits
Gross Alpha, Excl. Radon & Uranium [2019 data]	0	15 pCi/L	N/A	1.1 pCi/L	1 Sample	YES	Erosion of natural deposits
Contaminant	MRDLG	MRDL	Average of All Samples	Maximum of All Samples	2021 System Wide Range	Compliance Achieved	Possible Source
Chloramines (measured as Total Chlorine)	4 ppm	4 ppm	1.9 ppm	2.2 ppm	1.5 - 2.2 ppm	YES	Water additive used to control microbes.
Contaminant	MCLG	AL	Average of All Samples	Maximum of All Samples	2021 System Wide Range	Compliance Achieved	Possible Source
Copper (ppm) [2021 Data]	1.3 ppm	1.3 ppm (90th percentile)	0.30 ppm	1.6 ppm	0.80 ppm is the 90th Percentile (1 of 7 > AL)	YES	Corrosion of customer plumbing
Lead (ppb) [2021 Data]	0 ppb	15 ppb (90th percentile)	2.6 ppb	6.9 ppb	5.2 ppb is the 90th Percentile (0 of 7 > AL)	YES	Corrosion of customer plumbing
SECONDARY DRINKING WATER STANDARDS & UNREGULATED CONTAMINANTS:							
*Secondary standards are non-mandatory guidelines established by the EPA to assist utilities in managing drinking water for aesthetic considerations, such as taste, odor, and color. These contaminants are not considered to present a risk to human health at the SMCL.							
Contaminant	SMCL		Average of All Samples	Maximum of All Samples	System Wide Range	Possible Source	
Chloride (ppm)	250 ppm		29 ppm	34 ppm	17 - 34 ppm	Natural deposits; water treatment additive	
Hardness (ppm)	N/A		410 ppm	430 ppm	400-430 ppm	Erosion of natural deposits; leaching	

## 2021 Treated Drinking Water Data: South Madison *(continued)*

### SECONDARY DRINKING WATER STANDARDS & UNREGULATED CONTAMINANTS:

*\*Secondary standards are non-mandatory guidelines established by the EPA to assist utilities in managing drinking water for aesthetic considerations, such as taste, odor, and color. These contaminants are not considered to present a risk to human health at the SMCL.*

Contaminant	SMCL	Average of All Samples	Maximum of All Samples	System Wide Range	Possible Source
Iron (ppm)	0.3 ppm	0.029 ppm	0.029 ppm	0.029 ppm (1 Sample)	Erosion of natural deposits; leaching
pH (Standard Units)	6.5 - 8.5	7.6	7.9	7.4 - 7.9	
Sodium (ppm)	N/A	10 ppm	11 ppm	6.2 - 11 ppm	Erosion of natural deposits; leaching
Sulfate (ppm)	250 ppm	49 ppm	53 ppm	45 - 53 ppm	Erosion of natural deposits; leaching
Zinc (ppb)	5000 ppb	6.3 ppb	6.3 ppb	6.3 ppb (1 Sample)	Natural Deposits

Note: \*\*The state requires us to monitor for certain contaminants less than once per year because the concentrations of these contaminants do not change frequently. Some of our data, though accurate, is more than one year old. Some contaminants are sampled less frequently than once a year; as a result, not all contaminants were sampled for during the CCR calendar year. If any of these contaminants were detected the last time they were sampled for, they are included in the table along with the date that the detection occurred. Compliance monitoring for lead and copper is required no less frequently than every three years. Radiochemical contaminant monitoring is conducted every nine years.

Note about Lead in Tap Water: Infants and young children are typically more vulnerable to lead in drinking water than the general population. It is possible that the lead levels in your home may be higher than other homes in your community as a result of materials used in your home's plumbing. If you are concerned about elevated lead levels in your home's water, you may wish to have your water tested. Also, flush your tap water for 30 seconds to two minutes before using tap water. Additional information is available from the U.S. EPA Safe Drinking Water Hotline at 800-426-4791 or [www.EPA.gov](http://www.EPA.gov).



## How hard is my water?

As is common with water in this region, Citizens water is considered “hard” due to the naturally occurring levels of the minerals calcium and magnesium. The water hardness, expressed as calcium carbonate, typically ranges from around 200 to 425 milligrams per liter, or parts per million (ppm). This equates to 12 to 25 grains per gallon (the measure often referred to in determining water softener settings). Water hardness can vary depending on the hardness of the source water that is used to supply different treatment plants. More specific information about typical water hardness at your address can be obtained by calling 317-924-3311.



## What can I do to conserve water?

Consider these hints for water conservation:

- Water your lawn thoroughly only twice per week and use a rain sensor on your irrigation system so it turns off when it’s raining.
- Use a shut-off nozzle on your garden hose, and never use water to clean sidewalks and driveways.
- To conserve year-round, regularly check for leaks in toilets and faucets, and run dishwashers and washing machines only when they’re full.
- Don’t let water run while brushing your teeth or shaving.
- Consider buying low-flow plumbing fixtures and high efficiency appliances with WaterSense and Energy Star labels.

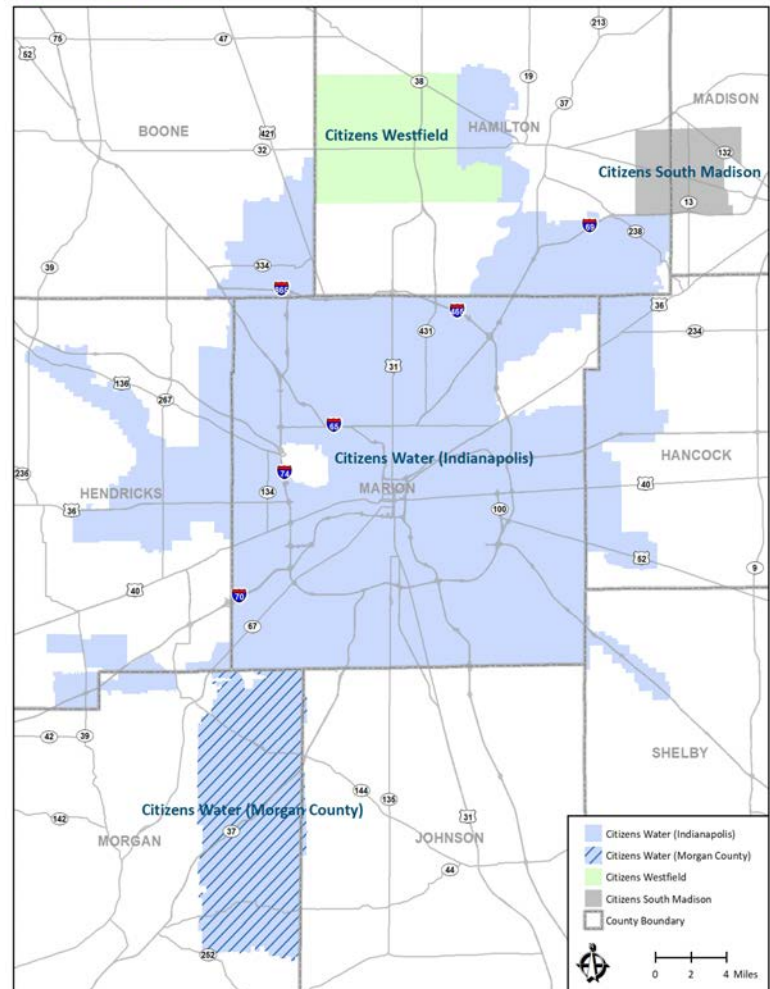


Exhibit Date: 3/22/21



## About Citizens

Citizens Energy Group provides safe and reliable water, wastewater, natural gas and thermal energy services to about 800,000 people and thousands of businesses in Central Indiana. Citizens operates its utilities for the benefit of customers and the community.



### What do all of these terms mean?

- 90th percentile - 90 percent of the analytical results in the sample data set are equal to or lower than the analytical result listed.
- AL (action level) - The concentration of a contaminant which, if exceeded, triggers treatment or other requirements which a water system must follow
- BDL - below detection level
- LRAA (locational running annual average) - the average of sample analytical results for samples taken at a particular monitoring location during the previous four calendar quarters.
- MCL (maximum contaminant level) - The highest level of a contaminant that is allowed in drinking water. MCLs are set as close to the MCLGs as feasible using the best available treatment technology.
- MCLG (maximum contaminant level goal) - The level of a contaminant in drinking water below which there is no known or expected risk to human health. MCLGs allow for a margin of safety.
- MRDL (maximum residual disinfectant level) - The highest level of the disinfectant allowed in drinking water. There is convincing evidence that the addition of disinfectant is necessary for control of microbial contaminants.
- N/A - not applicable
- ND - non-detect
- NTU (nephelometric turbidity units) - Unit to measure turbidity
- org/10L - organisms per 10 liters
- ppm - parts per million
- ppb - parts per billion
- pCi/L - picocuries per liter, used to measure radioactivity
- RAA (running annual average) - The average of sample analytical results for samples taken during the previous four quarters
- SMCL (secondary maximum contaminant limits) - Non-mandatory guidelines established by the EPA to assist utilities in managing drinking water for aesthetic considerations, such as taste, odor and color. These contaminants are not considered to present a risk to human health at the SMCL.
- TOC - total organic carbon
- TT (treatment technique) - A required process intended to reduce the level of a contaminant in drinking water
- Turbidity - The measure of the cloudiness of water. Citizens monitors turbidity as an indicator of the effectiveness of the filtration system.

### Citizens Energy Group Customer Service & Water Quality Information

Call Center: ..... (317) 924-3311  
 Hours: Mon - Fri: ..... 7:00 a.m. - 7:00 p.m.  
 Saturday: ..... 9:00 a.m. - 1:00 p.m.  
*To report emergencies or check account balances 24/7, please call the number above.*

Website: ..... CitizensEnergyGroup.com

**Corporate Office:**  
 Citizens Energy Group  
 2020 North Meridian St.  
 Indianapolis, IN 46202

**Bill Payment Address:**  
 Citizens Energy Group  
 PO Box 7056  
 Indianapolis, IN 46207-7056

### Water Wizard

The Water Wizard is an online tool designed to assist you in diagnosing some of the most commonly perceived water quality concerns by answering a few basic questions.



[www.CitizensEnergyGroup.com/WaterWizard](http://www.CitizensEnergyGroup.com/WaterWizard)